

# DAP Web Services - Postman

## Important information

Postman is software that you can use to test APIs. See: <https://www.getpostman.com/> (External Link).

1 [Overview](#) | 2 [Importing the DAP Web Services Endpoints to Postman](#)

## Overview

You can import the DAP web services endpoints into a Postman collection using the following address:

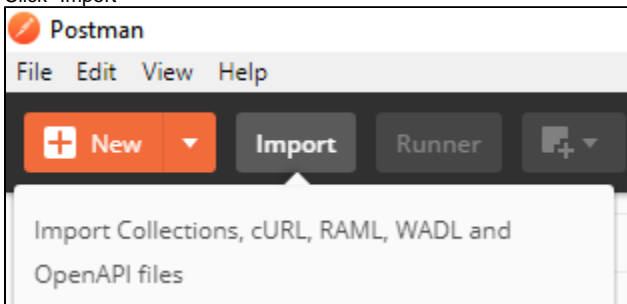
<https://data.csiro.au/dap/v2/api-docs>

Note: at the time of writing the Authorization settings will default to Basic Auth. Public use of /ws/v2 endpoints should not require authentication. CSIRO staff who wish to use authentication may wish to read the [/ws/v2 authentication guide](#) and edit the Postman collection accordingly.

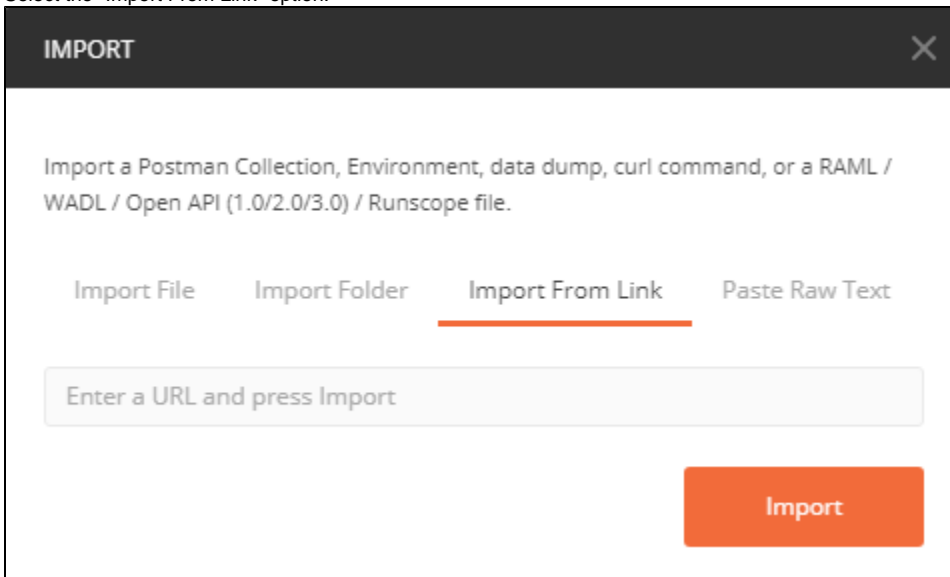
## Importing the DAP Web Services Endpoints to Postman

*Tested using Postman v7.2.2.*

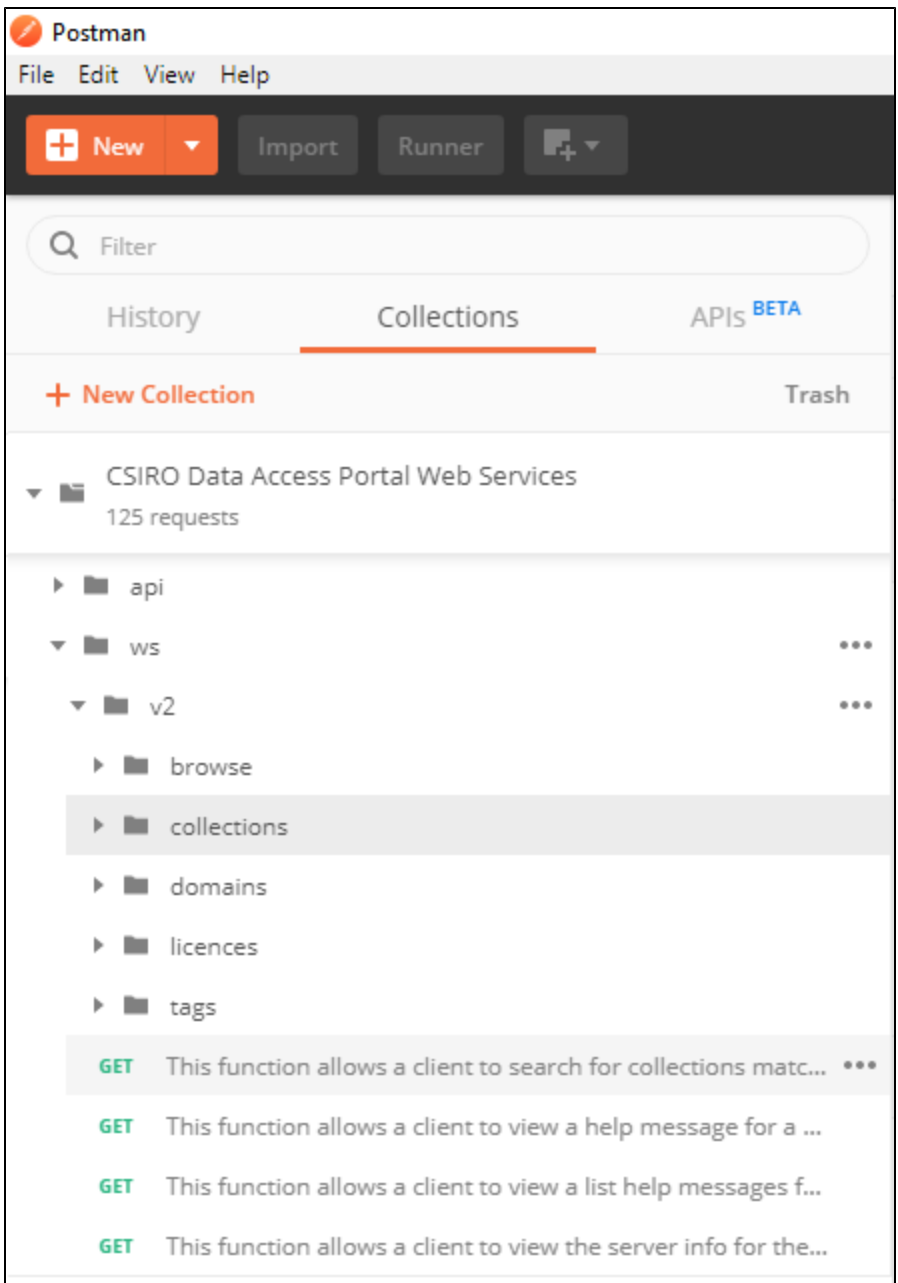
1. Click "Import"



- 2.
3. Select the "Import From Link" option.



- 4.
5. Paste in the following URL: <https://data.csiro.au/dap/v2/api-docs>
6. Click "Import".
7. Under "Collections" you should find "CSIRO Data Access Portal Web Services".



8.

**Related pages**

- Postman Software: <https://www.getpostman.com/>

**Need help with the Data Access Portal?** Please contact Research Data Service Support at [researchdatasupport@csiro.au](mailto:researchdatasupport@csiro.au) or phone: +61 2 4960 6086