

## 2.1 Access for Registered and Unregistered Users

The functions and tools available in Pacific Climate Futures are determined by your level of access. Users are required to register in order to access Intermediate and Advanced functions and tools. Registration is a simple process, requiring just a valid email address. Users may also choose to provide additional information if they wish. All information collected is used only in accordance with [CSIRO Privacy Policy](#). Unregistered users can access limited functions as shown below:

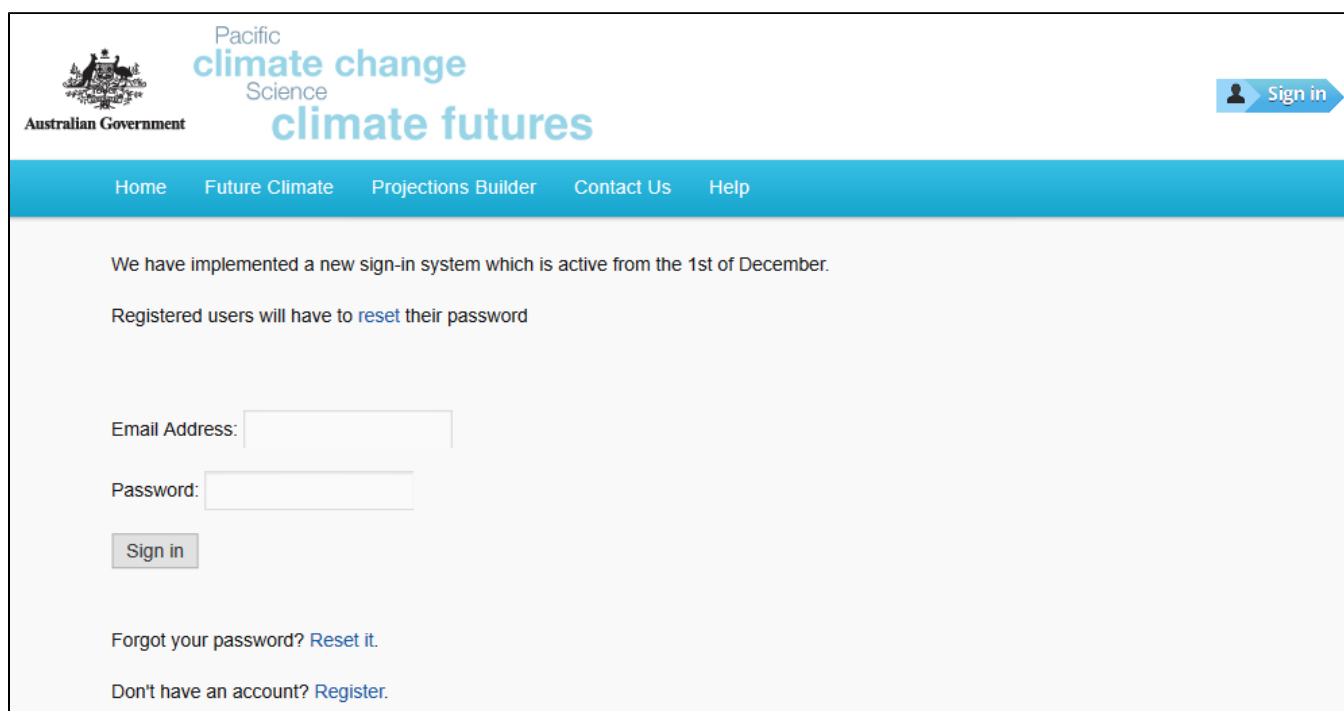
**Unregistered** (or registered user not signed in):

1. Future Climate (or Basic mode)
2. Contact
3. Help

**Registered** users can access all functions and tools when signed in.

### Signing in

To sign in from the Home Page, click on the *Sign in* icon in the top right of the screen. You will be presented with the sign-in page (see Figure 2). A new sign-in system was implemented on 1<sup>st</sup> December 2016. Existing registered users who have not yet signed in since the new system was implemented, must reset their password.



The screenshot shows the sign-in page for Pacific Climate Futures. At the top left is the Australian Government logo. To its right is the text 'Pacific climate change Science climate futures'. In the top right corner, there is a blue button with a person icon and the text 'Sign in'. Below this is a navigation bar with links: Home, Future Climate, Projections Builder, Contact Us, and Help. The main content area has a light blue background and contains the following text: 'We have implemented a new sign-in system which is active from the 1st of December.' followed by 'Registered users will have to [reset](#) their password'. Below this is a form with two input fields: 'Email Address:' and 'Password:'. A 'Sign in' button is positioned below the password field. At the bottom of the form, there are two links: 'Forgot your password? [Reset it.](#)' and 'Don't have an account? [Register.](#)'

*Figure 2 Pacific Climate Futures v2.1 Sign in page*

### New Users

To register for the first time and create your account (or if you wish to register again using a new email address), click on the *Register* link near the bottom of the window. You will then see the screen shown in Figure 3.

Pacific  
climate change  
Science  
climate futures

Australian Government

Home Future Climate Projections Builder Contact Us Help

Sign in

E-mail:

Password:

Password confirmation:  Enter the same password as above, for verification.

Submit

© Copyright pacificclimatechangescience.org. All rights reserved.  
Please note that the Disclaimers for the Bureau of Meteorology and CSIRO apply also to this site.

Tel: +61 9239 4400 | Email: [pacificclimatefutures@csiro.au](mailto:pacificclimatefutures@csiro.au)  
[Terms of Use](#) | [Acknowledgements](#)  
Software Version: 2.0.1

Figure 3 Registration page

Enter a valid email address and set your preferred password. Enter the password again then click on *Submit*.

You will see a message asking you to check your email (i.e. the email address you provided in the previous step).

The email activation message should look something like that shown in Figure 4.

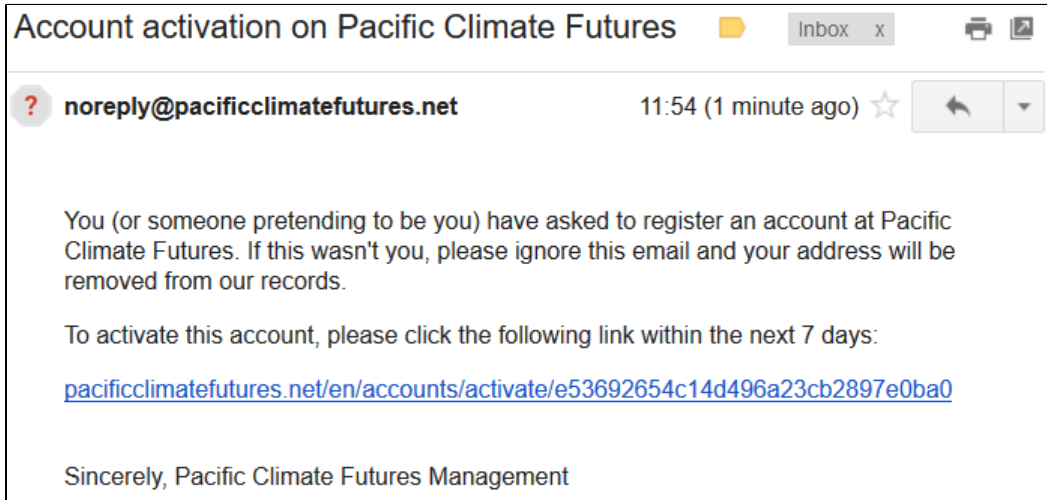


Figure 4 Example activation email

Upon clicking the link, you will be taken back to Pacific Climate Futures and invited to sign in (clicking the *Sign in* link will take you back to the sign in page shown in Figure 2).

Once you sign in, you will be presented with the Registration Details page (Figure 5). Complete the form and click *Submit*.

Pacific climate change Science climate futures

john@airy.rer.com.au | Sign Out

Home Future Climate Projections Builder Contact Us Help

**Registration**

Name \*(Required)

Organisation \*(Required)

Purpose for which the information from this site will be used \*(Required)

Gender

- Male
- Female

Contact number

Affiliated project

Collaborators

Receive emails about news and updates?

- Yes
- No

Would you be interested in providing feedback?

- Yes
- No

Save

© Copyright pacificclimatechangescience.org. All rights reserved.  
Please note that the Disclaimers for the Bureau of Meteorology and CSIRO apply also to this site.

Tel: +61 9239 4400 | Email: [pacificclimatefutures@csiro.au](mailto:pacificclimatefutures@csiro.au)  
Terms of Use | Acknowledgements  
Software Version: 2.0.1

Figure 5 Registration details page

## Existing Users

1. On the sign in page (Figure 1), enter the email address that you used to register.
2. Enter the password that you have set.
3. Click *Sign in*

## Reset Password

On the sign in page (Figure 1), click on the "Forgotten your password? [Reset it.](#)" link (near the bottom of the window).

You will be presented with the form shown in Figure 6. Type your registered email address into the box and click on "Reset password".

You will be presented with the message shown in Figure 7, confirming your request and asking you to check your email.

The screenshot shows the top of the Pacific Climate Change Science website. On the left is the Australian Government logo. The main header reads "Pacific climate change Science climate futures". On the right is a "Sign in" button with a user icon. Below the header is a blue navigation bar with links for "Home", "Future Climate", "Projections Builder", "Contact Us", and "Help". The main content area contains the text: "Forgot your password? Enter your email in the form below and we'll send you instructions for creating a new one." Below this is an "Email:" label followed by a text input field. A "Reset password" button is positioned below the input field. At the bottom of the page, there is copyright information: "© Copyright pacificclimatechangescience.org. All rights reserved. Please note that the Disclaimers for the Bureau of Meteorology and CSIRO apply also to this site." On the right side of the footer, contact details are provided: "Tel: +61 9239 4400 | Email: [pacificclimatefutures@csiro.au](mailto:pacificclimatefutures@csiro.au) Terms of Use | Acknowledgements Software Version: 2.0.1".

Figure 6 Reset password request form

The screenshot shows the same website header and navigation bar as Figure 6. The main content area now displays the confirmation message: "We have sent you an email with a link to reset your password. Please check your email and click the link to continue." The footer information remains identical to Figure 6, including the copyright notice and contact details.

Figure 7 Reset password request confirmation message

Check your email and look for a message with the subject: "Password reset on Pacific Climate Futures" (see Figure 8).

Click on the link or copy and paste it into your web browser.

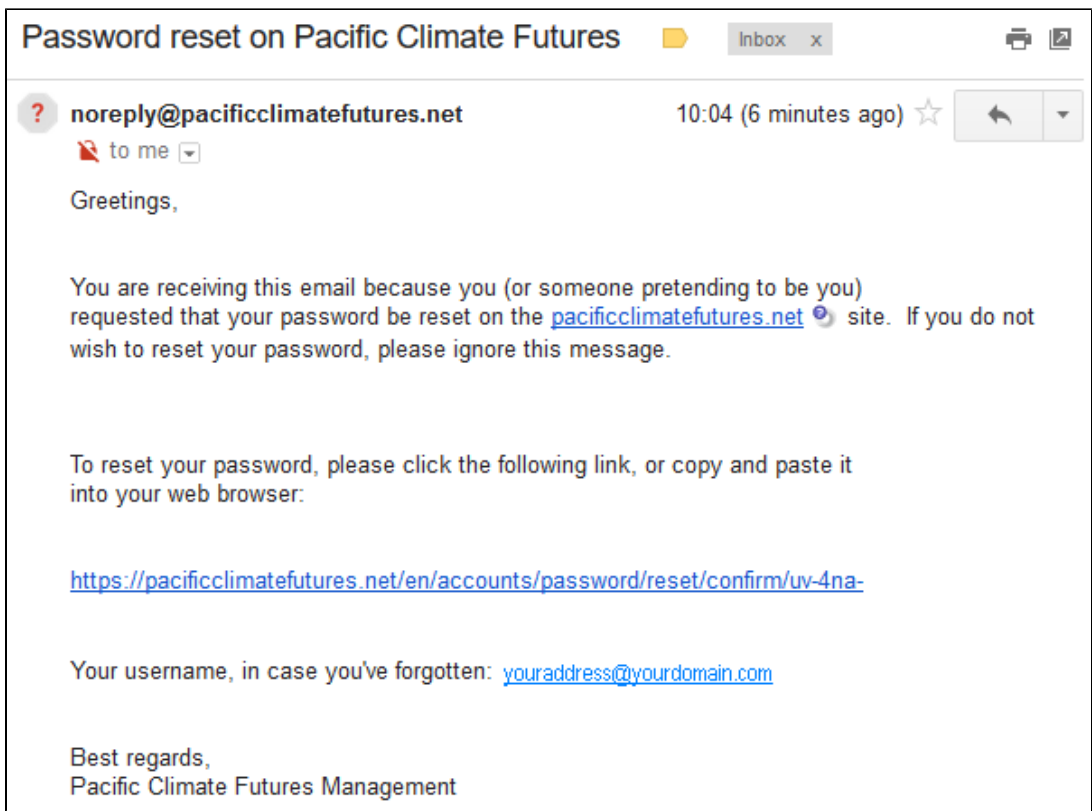


Figure 8 Example reset password email

Clicking the link will take you back to Pacific Climate Futures and you will see reset password form (Figure 9).

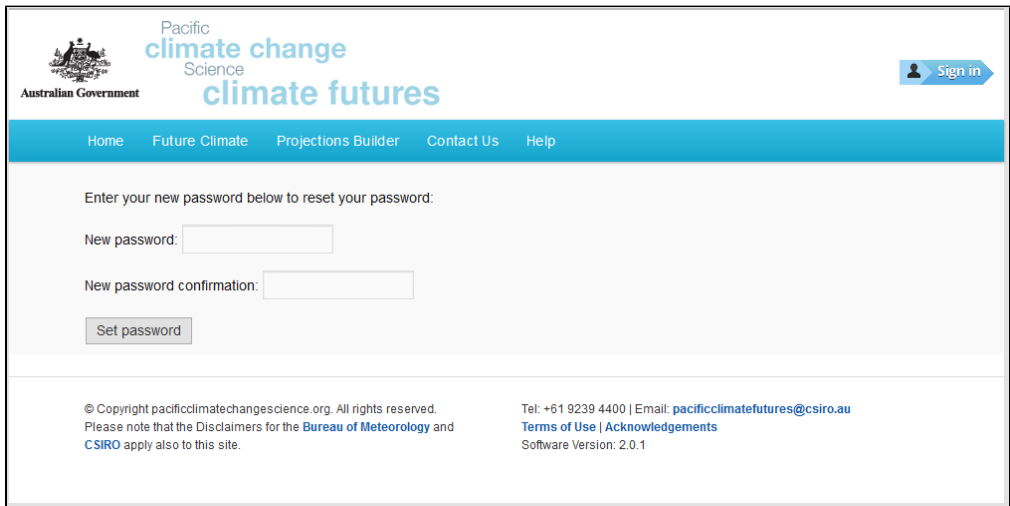


Figure 9 Reset password form

Enter your new password in the top box and enter it again in the second (confirmation) box. Click "Set password" and you will then see a reset confirmation message (Figure 10). You can then sign in as described above.



Your password has been reset! You may now [Sign-in](#).

© Copyright [pacificclimatechangescience.org](http://pacificclimatechangescience.org). All rights reserved.  
Please note that the Disclaimers for the [Bureau of Meteorology](#) and [CSIRO](#) apply also to this site.

Tel: +61 9239 4400 | Email: [pacificclimatefutures@csiro.au](mailto:pacificclimatefutures@csiro.au)  
[Terms of Use](#) | [Acknowledgements](#)  
Software Version: 2.0.1

*Figure 10 Password reset confirmation*